










Hazard Communication Standard Pictogram

As of June 1, 2015, the Hazard Communication Standard (HCS) will require pictograms on labels to alert users of the chemical hazards to which they may be exposed. Each pictogram consists of a symbol on a white background framed within a red border and represents a distinct hazard(s). The pictogram on the label is determined by the chemical hazard classification.

HCS Pictograms and Hazards


<p style="text-align: center;">Health Hazard</p> <div style="text-align: center;"></div> <ul style="list-style-type: none"> • Carcinogen • Mutagenicity • Reproductive Toxicity • Respiratory Sensitizer • Target Organ Toxicity • Aspiration Toxicity 	<p style="text-align: center;">Flame</p> <div style="text-align: center;"></div> <ul style="list-style-type: none"> • Flammables • Pyrophorics • Self-Heating • Emits Flammable Gas • Self-Reactives • Organic Peroxides 	<p style="text-align: center;">Exclamation Mark</p> <div style="text-align: center;"></div> <ul style="list-style-type: none"> • Irritant (skin and eye) • Skin Sensitizer • Acute Toxicity • Narcotic Effects • Respiratory Tract Irritant • Hazardous to Ozone Layer (Non-Mandatory)
<p style="text-align: center;">Gas Cylinder</p> <div style="text-align: center;"></div> <ul style="list-style-type: none"> • Gases Under Pressure 	<p style="text-align: center;">Corrosion</p> <div style="text-align: center;"></div> <ul style="list-style-type: none"> • Skin Corrosion/Burns • Eye Damage • Corrosive to Metals 	<p style="text-align: center;">Exploding Bomb</p> <div style="text-align: center;"></div> <ul style="list-style-type: none"> • Explosives • Self-Reactives • Organic Peroxides
<p style="text-align: center;">Flame Over Circle</p> <div style="text-align: center;"></div> <ul style="list-style-type: none"> • Oxidizers 	<p style="text-align: center;">Environment (Non-Mandatory)</p> <div style="text-align: center;"></div> <ul style="list-style-type: none"> • Aquatic Toxicity 	<p style="text-align: center;">Skull and Crossbones</p> <div style="text-align: center;"></div> <ul style="list-style-type: none"> • Acute Toxicity (fatal or toxic)


For more information:

Hazard Communication Standard Labels

OSHA has updated the requirements for labeling of hazardous chemicals under its Hazard Communication Standard (HCS). As of June 1, 2015, all labels will be required to have pictograms, a signal word, hazard and precautionary statements, the product identifier, and supplier identification. A sample revised HCS label, identifying the required label elements, is shown on the right. Supplemental information can also be provided on the label as needed.

For more information: www.osha.gov



SAMPLE LABEL	
PRODUCT IDENTIFIER	HAZARD PICTOGRAMS
CODE _____ Product Name _____	
SUPPLIER IDENTIFICATION	SIGNAL WORD
Company Name _____ Street Address _____ City _____ State _____ Postal Code _____ Country _____ Emergency Phone Number _____	Danger
PRECAUTIONARY STATEMENTS	HAZARD STATEMENT
Keep container tightly closed. Store in cool, well-ventilated place that is locked. Keep away from heat/sparks/open flame. No smoking. Only use non-sparking tools. Use explosion-proof electrical equipment. Take precautionary measure against static discharge. Ground and bond container and receiving equipment. Do not breathe vapors. Wear Protective gloves. Do not eat, drink or smoke when using this product. Wash hands thoroughly after handling. Dispose of in accordance with local, regional, national, international regulations as specified.	Highly flammable liquid and vapor. May cause liver and kidney damage.
In Case of Fire: use dry chemical (BC) or Carbon dioxide (CO ₂) fire extinguisher to extinguish.	SUPPLEMENTAL INFORMATION
First Aid If exposed call Poison Center. If on skin (on hair): Take off immediately any contaminated clothing. Rinse skin with water.	Directions for use _____ _____ _____ Fill weight: _____ Lot Number _____ Gross weight: _____ Fill Date: _____ Expiration Date: _____